

G088

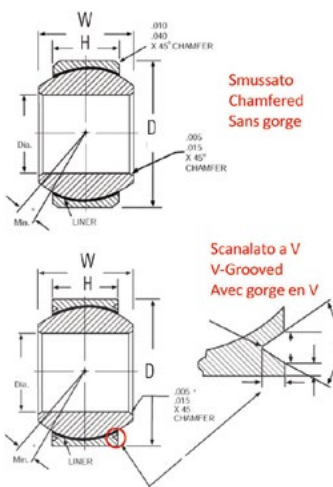
ROD
ENDS
& BEARS
RINGS

SPHERICAL BEARINGS

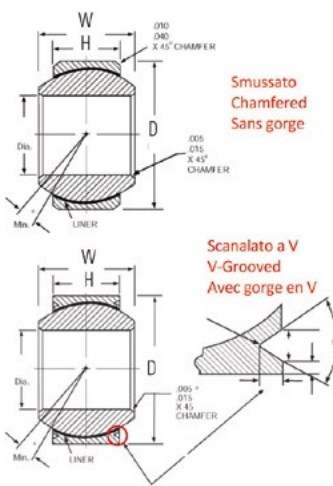


NMB spherical bearings are characterized by the mounting systems Chamfered and V-Grooved. Chamfered joints require the use of a circlip (seeger) for retention, V Grooved type (with suffix V in the part number) have a V-groove on the outer race that allows the installation using a stacking tool. Suitable tools are available on request.

The NMB joints are conceived and designed for aerospace use, using a Teflon liner with very low coefficient of friction and resistant to high temperatures (-54° C to 121° C) which requires no maintenance or lubrication.

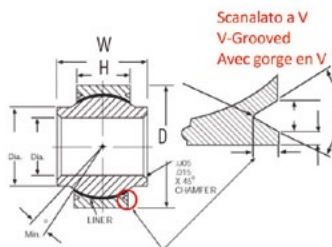
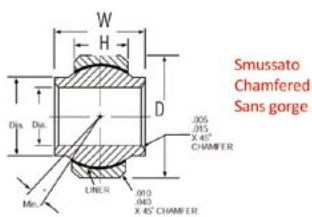


Code	Type	Bore Ø (B)	Head Ø (D)	Body width (H)	Ball width (W)
ABT03	Chamfered	4,826 mm	14,288 mm	5,54 mm	7,14 mm
ABT04	Chamfered	6,350 mm	16,667 mm	6,35 mm	8,71 mm
ABT05	Chamfered	7,938 mm	19,050 mm	7,14 mm	9,52 mm
ABT06	Chamfered	9,525 mm	20,638 mm	7,92 mm	10,31 mm
ABT07	Chamfered	11,112 mm	23,017 mm	8,71 mm	11,10 mm
ABT08-1	Chamfered	12,700 mm	25,400 mm	9,91 mm	12,70 mm
ABT09-1	Chamfered	14,288 mm	27,780 mm	11,10 mm	14,27 mm
ABT10	Chamfered	15,875 mm	30,162 mm	12,70 mm	15,88 mm
ABT12	Chamfered	19,050 mm	36,512 mm	15,03 mm	19,05 mm
ABT14	Chamfered	22,225 mm	39,687 mm	17,86 mm	22,22 mm
ABT16	Chamfered	25,400 mm	44,450 mm	20,24 mm	25,40 mm
ABT03V	V-Grooved	4,826 mm	14,288 mm	5,54 mm	7,14 mm
ABT04V	V-Grooved	6,350 mm	16,667 mm	6,35 mm	8,71 mm
ABT05V	V-Grooved	7,938 mm	19,050 mm	7,14 mm	9,52 mm
ABT06V	V-Grooved	9,525 mm	20,630 mm	7,92 mm	10,31 mm
ABT07V	V-Grooved	11,112 mm	23,017 mm	8,71 mm	11,10 mm
ABT08V-1	V-Grooved	12,700 mm	25,400 mm	9,91 mm	12,70 mm
ABT09V-1	V-Grooved	14,288 mm	27,780 mm	11,10 mm	14,27 mm



Code	Type	Bore Ø (B)	Head Ø (D)	Body width (H)	Ball width (W)
ABWT03	Chamfered	4,826 mm	15,875 mm	8,31 mm	11,10 mm
ABWT04	Chamfered	6,350 mm	15,875 mm	8,31 mm	11,10 mm
ABWT05	Chamfered	7,938 mm	17,462 mm	8,05 mm	11,10 mm
ABWT06	Chamfered	9,525 mm	20,638 mm	10,31 mm	12,70 mm
ABWT07	Chamfered	11,112 mm	23,812 mm	11,23 mm	14,27 mm
ABWT08	Chamfered	12,700 mm	25,400 mm	12,83 mm	15,87 mm
ABWT09	Chamfered	14,287mm	28,575 mm	13,61 mm	17,45 mm
ABWT10	Chamfered	15,875 mm	30,162 mm	14,40 mm	19,05 mm
ABWT12-1	Chamfered	19,050 mm	34,925 mm	16,00 mm	22,22 mm
ABWT14	Chamfered	22,225 mm	41,275 mm	19,18 mm	22,22 mm
ABWT16	Chamfered	25,400 mm	53,975 mm	25,53 mm	34,92 mm
ABWT03V	V-Grooved	4,826 mm	15,875 mm	8,31 mm	11,10 mm
ABWT04V	V-Grooved	6,350 mm	15,875 mm	8,31 mm	11,10 mm
ABWT05V	V-Grooved	7,938 mm	17,462 mm	8,05 mm	11,10 mm
ABWT06V	V-Grooved	9,525 mm	20,638 mm	10,31 mm	12,70 mm
ABWT07V	V-Grooved	11,112 mm	23,812 mm	11,23 mm	14,27 mm
ABWT08V	V-Grooved	12,700 mm	25,400 mm	12,83 mm	15,87 mm
ABWT09V	V-Grooved	14,287mm	28,575 mm	13,61 mm	17,45 mm
ABWT10V	V-Grooved	15,875 mm	30,162 mm	14,40 mm	19,05 mm
ABWT12V-1	V-Grooved	19,050 mm	34,925 mm	16,00 mm	22,22 mm
ABWT16V	V-Grooved	25,400 mm	53,975 mm	25,53 mm	34,92 mm

SPHERICAL BEARINGS



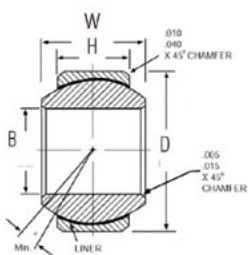
SERIE ABYT

Code	Type	Bore Ø (B)	Head Ø (D)	Body width (H)	Ball width (W)
ABYT03	Chamfered	4,826 mm	14,288 mm	5,33 mm	12,70 mm
ABYT04	Chamfered	6,350 mm	18,796 mm	6,48 mm	15,06 mm
ABYT05	Chamfered	7,938 mm	17,462 mm	6,48 mm	15,88 mm
ABYT06	Chamfered	9,525 mm	23,012 mm	8,76 mm	20,65 mm
ABYT07	Chamfered	11,112 mm	25,400 mm	8,76 mm	22,22 mm
ABYT08	Chamfered	12,700 mm	28,575 mm	10,19 mm	23,80 mm
ABYT10	Chamfered	15,875 mm	34,925 mm	14,40 mm	30,48 mm
ABYT12	Chamfered	19,050 mm	39,688 mm	15,75 mm	32,51 mm
ABYT14	Chamfered	22,225 mm	44,450 mm	15,88 mm	35,56 mm
ABYT16	Chamfered	25,400 mm	53,975 mm	21,21 mm	47,62 mm
ABYT20	Chamfered	31,750 mm	63,500 mm	25,53 mm	47,62 mm
ABYT24	Chamfered	38,100 mm	76,200 mm	29,84 mm	57,15 mm
ABYT03V	V-Grooved	4,826 mm	14,288 mm	5,33 mm	12,70 mm
ABYT04V	V-Grooved	6,350 mm	18,796 mm	6,48 mm	15,06 mm
ABYT05V	V-Grooved	7,938 mm	17,462 mm	6,48 mm	15,88 mm
ABYT06V	V-Grooved	9,525 mm	23,012 mm	8,76 mm	20,65 mm
ABYT07V	V-Grooved	11,112 mm	25,400 mm	8,76 mm	22,22 mm
ABYT08V	V-Grooved	12,700 mm	28,575 mm	10,19 mm	23,80 mm
ABYT10V	V-Grooved	15,875 mm	34,925 mm	14,40 mm	30,48 mm
ABYT12V	V-Grooved	19,050 mm	39,688 mm	15,75 mm	32,51 mm
ABYT14V	V-Grooved	22,225 mm	44,450 mm	15,88 mm	35,56 mm
ABYT16V	V-Grooved	25,400 mm	53,975 mm	21,21 mm	47,62 mm
ABYT20V	V-Grooved	31,750 mm	63,500 mm	25,53 mm	47,62 mm
ABYT24V	V-Grooved	38,100 mm	76,200 mm	29,84 mm	57,15 mm

RODOBAL

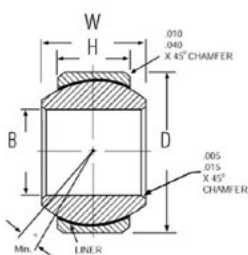
The RODOBAL spherical bearings have been designed especially for applications in Motor racing.

Overall and mounting dimension are those stated by DIN 648K specifications and so RODOBAL units can replace most other metric brands. RODOBAL units for racing applications must satisfy these needs: small sizes and weight, high load capacity, mixed axial / radial loads, resistance to shocks and vibrations, small clearance, wear resistance, resistance to high temperature, corrosion resistance.



RODOBAL
SERIE RG-MTE

Code	Type	Bore Ø (B)	Head Ø (D)	Body width (H)	Ball width (W)
RG10MTE.22	Chamfered	10,0 mm	22,0 mm	10,5 mm	14,0 mm
RG12MTE.26	Chamfered	12,0 mm	26,0 mm	12,0 mm	16,0 mm
RG14MTE.29	Chamfered	14,0 mm	29,0 mm	13,5 mm	19,0 mm
RG16MTE.32	Chamfered	16,0 mm	32,0 mm	15,0 mm	21,0 mm
RG18MTE.35	Chamfered	18,0 mm	35,0 mm	16,5 mm	23,0 mm
RG20MTE.40	Chamfered	20,0 mm	40,0 mm	18,0 mm	25,0 mm
RG8MTE.19	Chamfered	8,0 mm	19,0 mm	9,0 mm	12,0 mm



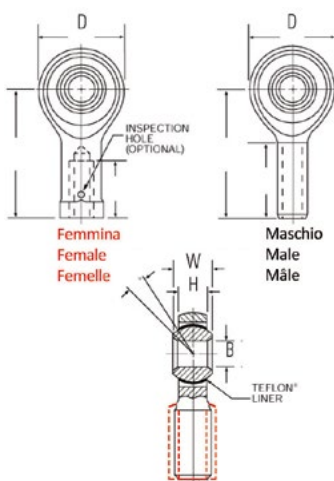
RODOBAL
SERIE RS-MTE

Code	Type	Bore Ø (B)	Head Ø (D)	Body width (H)	Ball width (W)
RS10MTE	Chamfered	10,0 mm	26,0 mm	10,5 mm	14,0 mm
RS12MTE	Chamfered	12,0 mm	30,0 mm	12,0 mm	16,0 mm
RS14MTE	Chamfered	14,0 mm	34,0 mm	13,5 mm	19,0 mm
RS16MTE	Chamfered	16,0 mm	38,0 mm	15,0 mm	21,0 mm
RS18MTE	Chamfered	18,0 mm	42,0 mm	16,5 mm	23,0 mm
RS20MTE	Chamfered	20,0 mm	46,0 mm	18,0 mm	25,0 mm
RS8MTE	Chamfered	8,0 mm	22,0 mm	9,0 mm	12,0 mm

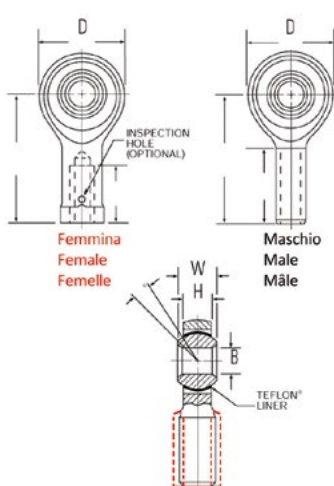


NMB rod ends are available with male or female and left or right UNF thread. Rod ends with male thread are have the suffix E in the part number.

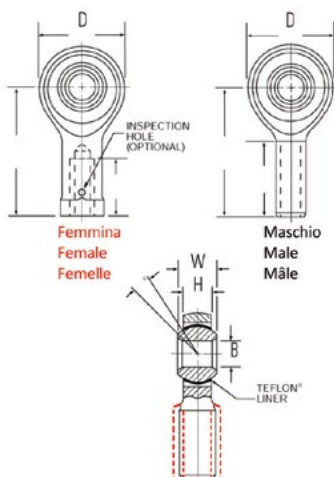
The NMB joints are conceived and designed for aerospace use, using a Teflon liner with very low coefficient of friction and resistant to high temperatures (-54 ° C to 121 ° C) which requires no maintenance or lubrication.



Code	Thread type	Bore Ø (B)	Thread hand	Thread size	Head Ø (D)	Body width (H)	Ball width (W)
ARHT07CR	Female	11,112 mm	Right	UNF 1/2 x 20	29,21 mm	11,48 mm	14,27 mm
ARHTL07CR	Female	11,112 mm	Left	UNF 1/2 x 20	29,21 mm	11,48 mm	14,27 mm
ARHT08CR	Female	12,700 mm	Right	UNF 5/8 x 18	33,96 mm	13,08 mm	15,88 mm
ARHTL08CR	Female	12,700 mm	Left	UNF 5/8 x 18	33,96 mm	13,08 mm	15,88 mm
ARHT10CR	Female	15,875 mm	Right	UNF 3/4 x 16	38,74 mm	14,66 mm	19,05 mm
ARHTL10CR	Female	15,875 mm	Left	UNF 3/4 x 16	38,74 mm	14,66 mm	19,05 mm
ARHT12CR	Female	19,050 mm	Right	UNF 7/8 x 14	45,08 mm	16,26 mm	22,22 mm
ARHTL12CR	Female	19,050 mm	Left	UNF 7/8 x 14	45,08 mm	16,26 mm	22,22 mm
ARHT04CR	Female	6,350 mm	Right	UNF 5/16 x 24	20,47 mm	8,56 mm	9,52 mm
ARHTL04CR	Female	6,350 mm	Left	UNF 5/16 x 24	20,47 mm	8,56 mm	9,52 mm
ARHT05CR	Female	7,938 mm	Right	UNF 3/8 x 24	22,86 mm	8,31 mm	11,10 mm
ARHTL05CR	Female	7,938 mm	Left	UNF 3/8 x 24	22,86 mm	8,31 mm	11,10 mm
ARHT06CR	Female	9,525 mm	Right	UNF 7/16 x 20	26,04 mm	10,57 mm	12,70 mm
ARHTL06CR	Female	9,525 mm	Left	UNF 7/16 x 20	26,04 mm	10,57 mm	12,70 mm
ARHT07ECR	Male	11,112 mm	Right	UNF 1/2 x 20	29,21 mm	11,48 mm	14,27 mm
ARHTL07ECR	Male	11,112 mm	Left	UNF 1/2 x 20	29,21 mm	11,48 mm	14,27 mm
ARHT08ECR	Male	12,700 mm	Right	UNF 5/8 x 18	36,96 mm	13,08 mm	15,88 mm
ARHTL08ECR	Male	12,700 mm	Left	UNF 5/8 x 18	36,96 mm	13,08 mm	15,88 mm
ARHT10ECR	Male	15,875 mm	Right	UNF 3/4 x 16	38,74 mm	14,66 mm	19,05 mm
ARHTL10ECR	Male	15,875 mm	Left	UNF 3/4 x 16	38,74 mm	14,66 mm	19,05 mm
ARHT12ECR	Male	19,050 mm	Right	UNF 7/8 x 14	45,08 mm	16,26 mm	22,22 mm
ARHTL12ECR	Male	19,050 mm	Left	UNF 7/8 x 14	45,08 mm	16,26 mm	22,22 mm
ARHT04ECR	Male	6,350 mm	Right	UNF 5/16 x 24	20,47 mm	8,56 mm	9,52 mm
ARHTL04ECR	Male	6,350 mm	Left	UNF 5/16 x 24	20,47 mm	8,56 mm	9,52 mm
ARHT05ECR	Male	7,938 mm	Right	UNF 3/8 x 24	22,86 mm	8,31 mm	11,10 mm
ARHTL05ECR	Male	7,938 mm	Left	UNF 3/8 x 24	22,86 mm	8,31 mm	11,10 mm
ARHT06ECR	Male	9,525 mm	Right	UNF 7/16 x 20	26,04 mm	10,57 mm	12,70 mm
ARHTL06ECR	Male	9,525 mm	Left	UNF 7/16 x 20	26,04 mm	10,57 mm	12,70 mm

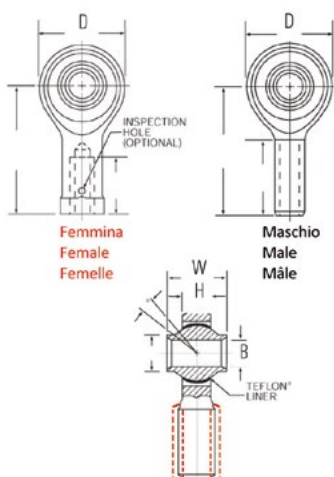


Code	Thread type	Bore Ø (B)	Thread hand	Thread size	Head Ø (D)	Body width (H)	Ball width (W)
ART07CR	Female	11,112 mm	Right	UNF 7/16 x 20	29,21 mm	11,48 mm	14,28 mm
ARTL07CR	Female	11,112 mm	Left	UNF 7/16 x 20	29,21 mm	11,48 mm	14,28 mm
ART08CR	Female	12,700 mm	Right	UNF 1/2 x 20	33,96 mm	13,08 mm	15,88 mm
ARTL08CR	Female	12,700 mm	Left	UNF 1/2 x 20	33,96 mm	13,08 mm	15,88 mm
ART10CR	Female	15,875 mm	Right	UNF 5/8 x 18	38,74 mm	14,66 mm	19,05 mm
ARTL10CR	Female	15,875 mm	Left	UNF 5/8 x 18	38,74 mm	14,66 mm	19,05 mm
ART12CR	Female	19,050 mm	Right	UNF 3/4 x 16	45,08 mm	16,26 mm	22,22 mm
ARTL12CR	Female	19,050 mm	Left	UNF 3/4 x 16	45,08 mm	16,26 mm	22,22 mm
ART14CR	Female	22,225 mm	Right	UNF 7/8 x 14	51,44 mm	19,43 mm	22,22 mm
ARTL14CR	Female	22,225 mm	Left	UNF 7/8 x 14	51,44 mm	19,43 mm	22,22 mm
ART16CR	Female	25,400 mm	Right	UNF 1 1/4 x 12	70,48 mm	25,78 mm	34,92 mm
ARTL16CR	Female	25,400 mm	Left	UNF 1 1/4 x 12	70,48 mm	25,78 mm	34,92 mm
ART03CR	Female	4,826 mm	Right	UNF 5/16 x 24	20,47 mm	8,56 mm	11,10 mm
ARTL03CR	Female	4,826 mm	Left	UNF 5/16 x 24	20,47 mm	8,56 mm	11,10 mm
ART04CR	Female	6,350 mm	Right	UNF 5/16 x 24	20,47 mm	8,56 mm	11,10 mm
ARTL04CR	Female	6,350 mm	Left	UNF 5/16 x 24	20,47 mm	8,56 mm	11,10 mm
ART05CR	Female	7,938 mm	Right	UNF 5/16 x 24	22,86 mm	8,31 mm	11,10 mm
ARTL05CR	Female	7,938 mm	Left	UNF 5/16 x 24	22,86 mm	8,31 mm	11,10 mm
ART06CR	Female	9,525 mm	Right	UNF 3/8 x 24	26,04 mm	10,57 mm	12,70 mm
ARTL06CR	Female	9,525 mm	Left	UNF 3/8 x 24	26,04 mm	10,57 mm	12,70 mm
ART07ECR	Male	11,112 mm	Right	UNF 7/16 x 20	29,21 mm	11,48 mm	14,28 mm
ARTL07ECR	Male	11,112 mm	Left	UNF 7/16 x 20	29,21 mm	11,48 mm	14,28 mm
ART08ECR	Male	12,700 mm	Right	UNF 1/2 x 20	36,96 mm	13,08 mm	15,88 mm
ARTL08ECR	Male	12,700 mm	Left	UNF 1/2 x 20	36,96 mm	13,08 mm	15,88 mm
ART10ECR	Male	15,875 mm	Right	UNF 5/8 x 18	38,74 mm	14,66 mm	19,05 mm
ARTL10ECR	Male	15,875 mm	Left	UNF 5/8 x 18	38,74 mm	14,66 mm	19,05 mm



SERIE ART - follows

Code	Thread type	Bore Ø (B)	Thread hand	Thread size	Head Ø (D)	Body width (H)	Ball width (W)
ART12ECR	Male	19,050 mm	Right	UNF 3/4 x 16	45,08 mm	16,26 mm	22,22 mm
ARTL12ECR	Male	19,050 mm	Left	UNF 3/4 x 16	45,08 mm	16,26 mm	22,22 mm
ART14ECR	Male	22,225 mm	Right	UNF 7/8 x 14	51,44 mm	19,43 mm	22,22 mm
ARTL14ECR	Male	22,225 mm	Left	UNF 7/8 x 14	51,44 mm	19,43 mm	22,22 mm
ART16ECR	Male	25,400 mm	Right	UNF 1 1/4 x 12	70,48 mm	25,78 mm	34,92 mm
ARTL16ECR	Male	25,400 mm	Left	UNF 1 1/4 x 12	70,48 mm	25,78 mm	34,92 mm
ART03ECR	Male	4,826 mm	Right	UNF 5/16 x 24	20,47 mm	8,56 mm	11,10 mm
ARTL03ECR	Male	4,826 mm	Left	UNF 5/16 x 24	20,47 mm	8,56 mm	11,10 mm
ART04ECR	Male	6,350 mm	Right	UNF 5/16 x 24	20,47 mm	8,56 mm	11,10 mm
ARTL04ECR	Male	6,350 mm	Left	UNF 5/16 x 24	20,47 mm	8,56 mm	11,10 mm
ART05ECR	Male	7,938 mm	Right	UNF 5/16 x 24	22,86 mm	8,31 mm	11,10 mm
ARTL05ECR	Male	7,938 mm	Left	UNF 5/16 x 24	22,86 mm	8,31 mm	11,10 mm
ART06ECR	Male	9,525 mm	Right	UNF 3/8 x 24	26,04 mm	10,57 mm	12,70 mm
ARTL06ECR	Male	9,525 mm	Left	UNF 3/8 x 24	26,04 mm	10,57 mm	12,70 mm



SERIE ARYT

Code	Thread type	Bore Ø (B)	Thread hand	Thread size	Head Ø (D)	Body width (H)	Ball width (W)
ARYT07CR	Female	11,112 mm	Right	UNF 1/2 x 20	33,32 mm	9,02 mm	22,22 mm
ARYTL07CR	Female	11,112 mm	Left	UNF 1/2 x 20	33,32 mm	9,02 mm	22,22 mm
ARYT08CR	Female	12,700 mm	Right	UNF 5/8 x 18	38,10 mm	10,44 mm	23,80 mm
ARYTL08CR	Female	12,700 mm	Left	UNF 5/8 x 18	38,10 mm	10,44 mm	23,80 mm
ARYT10CR	Female	15,875 mm	Right	UNF 3/4 x 16	44,45 mm	14,66 mm	30,48 mm
ARYTL10CR	Female	15,875 mm	Left	UNF 3/4 x 16	44,45 mm	14,66 mm	30,48 mm
ARYT12CR	Female	19,050 mm	Right	UNF 7/8 x 14	50,80 mm	16,00 mm	32,51 mm
ARYTL12CR	Female	19,050 mm	Left	UNF 7/8 x 14	50,80 mm	16,00 mm	32,51 mm
ARYT14CR	Female	22,225 mm	Right	UNF 7/8 x 14	55,88 mm	16,13 mm	35,56 mm
ARYTL14CR	Female	22,225 mm	Left	UNF 7/8 x 14	55,88 mm	16,13 mm	35,56 mm
ARYT16CR	Female	25,400 mm	Right	UNF 1 1/4 x 12	69,85 mm	21,46 mm	47,62 mm
ARYTL16CR	Female	25,400 mm	Left	UNF 1 1/4 x 12	69,85 mm	21,46 mm	47,62 mm
ARYT20CR	Female	31,750 mm	Right	UNF 1 1/4 x 12	79,38 mm	25,78 mm	47,62 mm
ARYTL20CR	Female	31,750 mm	Left	UNF 1 1/4 x 12	79,38 mm	25,78 mm	47,62 mm
ARYT03CR	Female	4,826 mm	Right	UNF 5/16 x 24	19,05 mm	5,59 mm	12,70 mm
ARYTL03CR	Female	4,826 mm	Left	UNF 5/16 x 24	19,05 mm	5,59 mm	12,70 mm
ARYT04CR	Female	6,350 mm	Right	UNF 3/8 x 24	25,40 mm	6,73 mm	15,06 mm
ARYTL04CR	Female	6,350 mm	Left	UNF 3/8 x 24	25,40 mm	6,73 mm	15,06 mm
ARYT05CR	Female	7,938 mm	Right	UNF 7/16 x 20	28,58 mm	9,02 mm	20,65 mm
ARYTL05CR	Female	7,938 mm	Left	UNF 7/16 x 20	28,58 mm	9,02 mm	20,65 mm
ARYT06CR	Female	9,525 mm	Right	UNF 7/16 x 20	28,58 mm	9,02 mm	20,65 mm
ARYTL06CR	Female	9,525 mm	Left	UNF 7/16 x 20	28,58 mm	9,02 mm	20,65 mm
ARYT07ECR	Male	11,112 mm	Right	UNF 1/2 x 20	33,32 mm	9,02 mm	22,22 mm
ARYTL07ECR	Male	11,112 mm	Left	UNF 1/2 x 20	33,32 mm	9,02 mm	22,22 mm
ARYT08ECR	Male	12,700 mm	Right	UNF 5/8 x 18	38,10 mm	10,44 mm	23,80 mm
ARYTL08ECR	Male	12,700 mm	Left	UNF 5/8 x 18	38,10 mm	10,44 mm	23,80 mm
ARYT10ECR	Male	15,875 mm	Right	UNF 3/4 x 16	44,45 mm	14,66 mm	30,48 mm
ARYTL10ECR	Male	15,875 mm	Left	UNF 3/4 x 16	44,45 mm	14,66 mm	30,48 mm
ARYT12ECR	Male	19,050 mm	Right	UNF 7/8 x 14	50,80 mm	16,00 mm	32,51 mm
ARYTL12ECR	Male	19,050 mm	Left	UNF 7/8 x 14	50,80 mm	16,00 mm	32,51 mm
ARYT14ECR	Male	22,225 mm	Right	UNF 7/8 x 14	55,88 mm	16,13 mm	35,56 mm
ARYTL14ECR	Male	22,225 mm	Left	UNF 7/8 x 14	55,88 mm	16,13 mm	35,56 mm
ARYT16ECR	Male	25,400 mm	Right	UNF 1 1/4 x 12	69,85 mm	21,46 mm	47,62 mm
ARYTL16ECR	Male	25,400 mm	Left	UNF 1 1/4 x 12	69,85 mm	21,46 mm	47,62 mm
ARYT20ECR	Male	31,750 mm	Right	UNF 1 1/4 x 12	79,38 mm	25,78 mm	47,62 mm
ARYTL20ECR	Male	31,750 mm	Left	UNF 1 1/4 x 12	79,38 mm	25,78 mm	47,62 mm
ARYT03ECR	Male	4,826 mm	Right	UNF 5/16 x 24	19,05 mm	5,59 mm	12,70 mm
ARYTL03ECR	Male	4,826 mm	Left	UNF 5/16 x 24	19,05 mm	5,59 mm	12,70 mm
ARYT04ECR	Male	6,350 mm	Right	UNF 3/8 x 24	25,40 mm	6,73 mm	15,06 mm
ARYTL04ECR	Male	6,350 mm	Left	UNF 3/8 x 24	25,40 mm	6,73 mm	15,06 mm
ARYT05ECR	Male	7,938 mm	Right	UNF 7/16 x 20	28,58 mm	9,02 mm	20,65 mm
ARYTL05ECR	Male	7,938 mm	Left	UNF 7/16 x 20	28,58 mm	9,02 mm	20,65 mm
ARYT06ECR	Male	9,525 mm	Right	UNF 7/16 x 20	28,58 mm	9,02 mm	20,65 mm
ARYTL06ECR	Male	9,525 mm	Left	UNF 7/16 x 20	28,58 mm	9,02 mm	20,65 mm

RODOBAL

RODOBAL rod ends with suffix ‘.MTE’ have forged body, out of 42CrMo4 heat treated steel, for maximum load capacity. The inner ring is out of 100Cr6 carbon steel, hardened, ground and chrome plated.

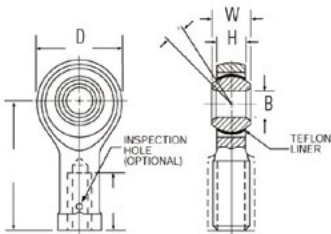
A reinforced, bronze fabric/PTFE anti-friction liner is placed between inner ring and steel race.

The anti-friction liner serves as permanent lubrication of the inner ring; no greasing -initial or maintenance- are ever needed.

Therefore there is no need for a grease nipple and a bore in the body, which would affect the load capacity.

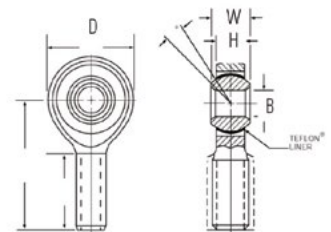
The spherical coupling is pre-loaded and has a very tight fit to prevent clearance increase during use. The fine pitch thread, right-hand or left-hand, is appreciated for an accurate length setting of linkages.

RODOBAL .MTE rod ends are corrosion resistant because their body is bright nickel plated, their inner ring hard chrome plated and the race out of stainless steel.



RODOBAL
SERIE RF-MTE

Code	Thread type	Bore Ø (B)	Thread hand	Thread size	Head Ø (D)	Body width (H)	Ball width (W)
RF10MTE	Female	10,0 mm	Right	M10x1,5	28,0 mm	10,5 mm	14,0 mm
RF10MTEX1,25	Female	10,0 mm	Right	M10x1,25	28,0 mm	11,0 mm	14,0 mm
RF12MTE	Female	12,0 mm	Right	M12x1,75	32,0 mm	12,0 mm	16,0 mm
RF12MTEX1,25	Female	12,0 mm	Right	M12x1,25	32,0 mm	12,0 mm	16,0 mm
RF14MTEX1,5	Female	14,0 mm	Right	M14x1,5	36,0 mm	13,5 mm	19,0 mm
RF16MTE	Female	16,0 mm	Right	M16x2	42,0 mm	15,0 mm	21,0 mm
RF16MTEX1,5	Female	16,0 mm	Right	M16x1,5	42,0 mm	15,0 mm	21,0 mm
RF8MTE	Female	8,0 mm	Right	M8x1,25	24,0 mm	9,0 mm	12,0 mm

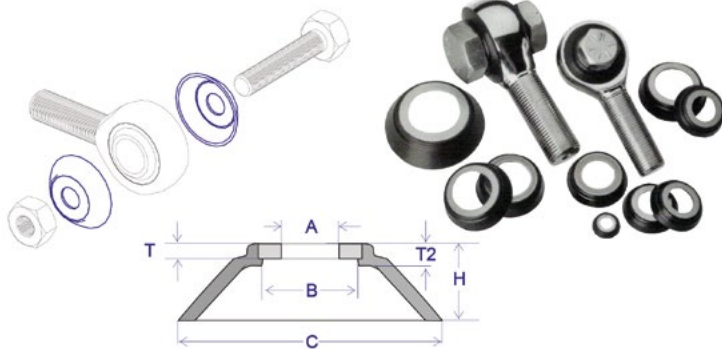


RODOBAL
SERIE RM-MTE

Code	Thread type	Bore Ø (B)	Thread hand	Thread size	Head Ø (D)	Body width (H)	Ball width (W)
RM10MTE	Male	10,0 mm	Right	M10x1,5	28,0 mm	10,5 mm	14,0 mm
RM10MTEX1	Male	10,0 mm	Right	M10x1	28,0 mm	11,0 mm	14,0 mm
RM10MTEX1,25	Male	10,0 mm	Right	M10x1,25	28,0 mm	11,0 mm	14,0 mm
RM12.10MTEX1,25	Male	10,0 mm	Right	M12x1,25	32,0 mm	12,0 mm	16,0 mm
RM12.10MTEX1,5	Male	10,0 mm	Right	M12x1,5	32,0 mm	12,0 mm	16,0 mm
RML10MTE	Male	10,0 mm	Left	M10x1,5	28,0 mm	10,5 mm	14,0 mm
RML10MTEX1	Male	10,0 mm	Left	M10x1	28,0 mm	11,0 mm	14,0 mm
RML10MTEX1,25	Male	10,0 mm	Left	M10x1,25	28,0 mm	11,0 mm	14,0 mm
RML12.10MTEX1,25	Male	10,0 mm	Left	M12x1,25	32,0 mm	12,0 mm	16,0 mm
RML12.10MTEX1,5	Male	10,0 mm	Left	M12x1,5	32,0 mm	12,0 mm	16,0 mm
RM12MTE	Male	12,0 mm	Right	M12x1,75	32,0 mm	12,0 mm	16,0 mm
RM12MTEX1,25	Male	12,0 mm	Right	M12x1,25	32,0 mm	12,0 mm	16,0 mm
RM12MTEX1,5	Male	12,0 mm	Right	M12x1,5	32,0 mm	12,0 mm	16,0 mm
RM14.12MTEX1,5	Male	12,0 mm	Right	M14x1,5	36,0 mm	13,5 mm	19,0 mm
RML12MTE	Male	12,0 mm	Left	M12x1,75	32,0 mm	12,0 mm	16,0 mm
RML12MTEX1,25	Male	12,0 mm	Left	M12x1,25	32,0 mm	12,0 mm	16,0 mm
RML12MTEX1,5	Male	12,0 mm	Left	M12x1,5	32,0 mm	12,0 mm	16,0 mm
RML14.12MTEX1,5	Male	12,0 mm	Left	M14x1,5	36,0 mm	13,5 mm	19,0 mm
RM10.8MTEX1	Male	14,0 mm	Right	M10x1	8,0 mm	11,0 mm	14,0 mm
RM14MTE	Male	14,0 mm	Right	M14x2	36,0 mm	13,5 mm	19,0 mm
RM14MTEX1,5	Male	14,0 mm	Right	M14x1,5	36,0 mm	13,5 mm	19,0 mm
RM16.14MTEX1,5	Male	14,0 mm	Right	M16x1,5	42,0 mm	15,0 mm	21,0 mm
RML14MTE	Male	14,0 mm	Left	M14x2	36,0 mm	13,5 mm	19,0 mm
RML14MTEX1,5	Male	14,0 mm	Left	M14x1,5	36,0 mm	13,5 mm	19,0 mm
RML16.14MTEX1,5	Male	14,0 mm	Left	M16x1,5	42,0 mm	15,0 mm	21,0 mm
RM16MTE	Male	16,0 mm	Right	M16x2	42,0 mm	15,0 mm	21,0 mm
RM16MTEX1,5	Male	16,0 mm	Right	M16x1,5	42,0 mm	15,0 mm	21,0 mm
RM18.16.MTE	Male	16,0 mm	Right	M18x1,5	46,0 mm	17,0 mm	23,0 mm
RML16MTE	Male	16,0 mm	Left	M16x2	42,0 mm	15,0 mm	21,0 mm
RML16MTEX1,5	Male	16,0 mm	Left	M16x1,5	42,0 mm	15,0 mm	21,0 mm
RML18.16.MTE	Male	16,0 mm	Left	M18x1,5	46,0 mm	17,0 mm	23,0 mm
RM18MTE	Male	18,0 mm	Right	M18x1,5	46,0 mm	17,0 mm	23,0 mm
RML18MTE	Male	18,0 mm	Left	M18x1,5	46,0 mm	17,0 mm	23,0 mm
RM20MTE-2	Male	20,0 mm	Right	M20x1,5	50,0 mm	18,0 mm	25,0 mm
RML20MTE-2	Male	20,0 mm	Left	M20x1,5	50,0 mm	18,0 mm	25,0 mm
RM25MTE	Male	25,0 mm	Right	M24x2	60,0 mm	22,0 mm	31,0 mm
RML25MTE-2	Male	25,0 mm	Left	M24x2	60,0 mm	22,0 mm	31,0 mm
RM6MTE	Male	6,0 mm	Right	M6x1	20,0 mm	6,75 mm	9,0 mm
RML6MTE	Male	6,0 mm	Left	M6x1	20,0 mm	6,75 mm	9,0 mm
RM8MTE	Male	8,0 mm	Right	M8x1,25	24,0 mm	9,0 mm	12,0 mm
RM8MTEX1	Male	8,0 mm	Right	M8x1	24,0 mm	9,0 mm	12,0 mm
RML10.8MTEX1	Male	8,0 mm	Left	M10x1	28,0 mm	11,0 mm	14,0 mm
RML8MTE	Male	8,0 mm	Left	M8x1,25	24,0 mm	9,0 mm	12,0 mm
RML8MTEX1	Male	8,0 mm	Left	M8x1	24,0 mm	9,0 mm	12,0 mm

LATERAL SEALS

RODOBAL
Lateral Seals

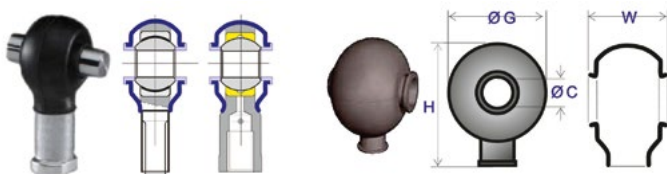


Code	For hole Ø	A	B	C	H	T	T2
RELS10	10,00 mm	10,25 mm	13,46 mm	20,32 mm	5,59	1,20 mm	1,44 mm
RELS17	11,1125 mm	11,38 mm	15,90 mm	22,23 mm	6,35 mm	1,19 mm	1,45 mm
RELS12	12,00 mm	12,25 mm	18,54 mm	28,58 mm	6,35 mm	1,20 mm	1,70 mm
RELS18	12,700 mm	12,95 mm	18,54 mm	28,58 mm	6,35 mm	1,19 mm	1,70 mm
RELS14	14,00 mm	14,25 mm	18,54 mm	28,57 mm	6,35 mm	1,20 mm	1,70 mm
RELS15	15,875 mm	16,13 mm	22,40 mm	31,37 mm	6,78 mm	1,19 mm	1,70 mm
RELS16	16,00 mm	16,25 mm	22,40 mm	31,70 mm	6,80 mm	1,20 mm	1,70 mm
RELS18	18,00 mm	18,25 mm	22,60 mm	32,69 mm	8,25 mm	1,20 mm	1,70 mm
RELS12	19,050 mm	19,30 mm	25,55 mm	35,08 mm	9,32 mm	1,19 mm	1,57 mm
RELS20	20,00 mm	20,25 mm	25,15 mm	38,10 mm	10,16 mm	1,20 mm	1,70 mm
RELS14	22,225 mm	22,48 mm	28,58 mm	48,01 mm	8,00 mm	1,07 mm	1,85 mm
RELS25	25,00 mm	25,25 mm	33,80 mm	53,30 mm	12,70 mm	1,50 mm	1,50 mm
RELS16	25,400 mm	25,65 mm	31,24 mm	53,34 mm	12,70 mm	1,27 mm	1,27 mm
RELS30	30,00 mm	30,25 mm	55,88 mm	56,70 mm	13,70 mm	2,03 mm	2,03 mm
RELS3	4,763 mm	5,08 mm	8,28 mm	11,23 mm	2,41 mm	0,51 mm	0,76 mm
RELS5	5,00 mm	5,25 mm	8,28 mm	11,22 mm	2,41 mm	0,50 mm	0,76 mm
RELS6	6,00 mm	6,25 mm	9,53 mm	12,70 mm	3,05 mm	0,69 mm	0,94 mm
RELS4	6,350 mm	6,60 mm	9,53 mm	12,70 mm	3,05 mm	0,69 mm	1,02 mm
RELS15	7,9357 mm	8,18 mm	12,37 mm	17,78 mm	5,08 mm	1,19 mm	1,45 mm
RELS8	8,00 mm	8,25 mm	12,37 mm	17,78 mm	5,06 mm	1,20 mm	1,44 mm
RELS16	9,525 mm	9,08 mm	13,46 mm	20,32 mm	5,59 mm	1,19 mm	1,45 mm

PROTECTIONS - DISTANCER RINGS - BORE REDUCTIONS

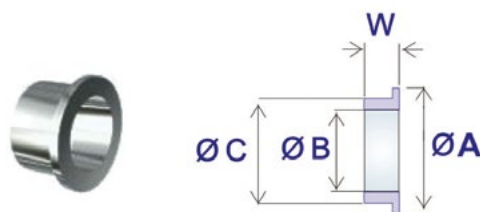
RODOBAL
Rubber Protections

ROdobal protections made of CR neoprene, they provide protection of rod ends against corrosive influences by the environment or dust contamination of the sliding coupling.
Rod ends can be easily introduced in the rubber sealings using seeger ring pliers to widen the bottom sleeve.
For the permanent lubrication fill the whole space between rod end and rubber booth with grease



Code	For rod end RF & RM	Ø C	Ø G	H	W
RERS1	6.. - 8..	8,0 mm	27,0 mm	32,5 mm	26,5 mm
RERS2	10.. - 12..	10,0 mm	33,5 mm	39,0 mm	32,5 mm
RERS3	14.. - 16.. - 18..	14,0 mm	43,5 mm	51,0 mm	39,0 mm
RERS4	20.. - 22.. - 25..	19,0 mm	56,0 mm	63,0 mm	46,0 mm
RERS5	30.. - 35..	29,0 mm	78,0 mm	85,0 mm	60,0 mm

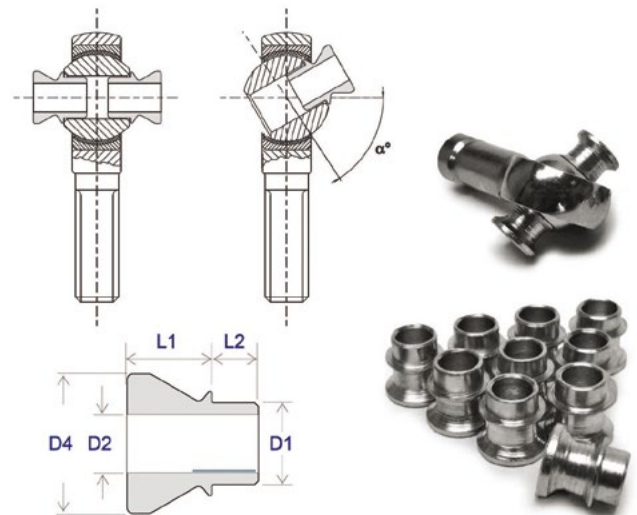
RODOBAL
Distancer Rings



Code	Ø B	Ø C	Ø A	W	Note
DR10	10,0 mm	12,5 mm	14,0 mm	6,0 mm	Stainless steel
DR10.B7	10,0 mm	15,0 mm	22,0 mm	7,0 mm	Stainless steel
DR10.B7.CR	10,0 mm	15,0 mm	22,0 mm	7,0 mm	Carbon steel, phosphated
DR12	12,0 mm	15,0 mm	17,0 mm	8,0 mm	Stainless steel
DR14	14,0 mm	16,8 mm	19,0 mm	8,0 mm	Stainless steel
DR16	16,0 mm	19,0 mm	21,0 mm	8,0 mm	Stainless steel
DR8	8,0 mm	10,3 mm	12,0 mm	6,0 mm	Stainless steel
DR8.B7	8,0 mm	10,3 mm	12,0 mm	7,0 mm	Stainless steel

RODOBAL
Bushing bore reductions

These stainless steel bushing have a double function: they work as spacers and increase the misalignment range of rod ends. Using bushing reduces size of ball hole.
Not suitable for narrow spherical bearings GE.. / COM.. / PNB..T



Code	D1	D2	D4	L1	L2	α
DRH10.8	10 mm	8 mm	13,5 mm	5,0 mm	6,5 mm	23°
DRH12.10	12 mm	10 mm	16,0 mm	7,0 mm	7,5 mm	23°
DRH14.10	14 mm	10 mm	17,5 mm	5,0 mm	9,0 mm	22°
DRH16.12	16 mm	12 mm	20,0 mm	5,0 mm	10,0 mm	21°
DRH18.14	18 mm	14 mm	22,5 mm	8,0 mm	11,0 mm	22°
DRH20.16	20 mm	16 mm	25,0 mm	8,0 mm	12,0 mm	21°

Stacking tools

You can ask Gieffe Racing for specific Stacking Tools.
For each measurement you need the appropriate tool.

